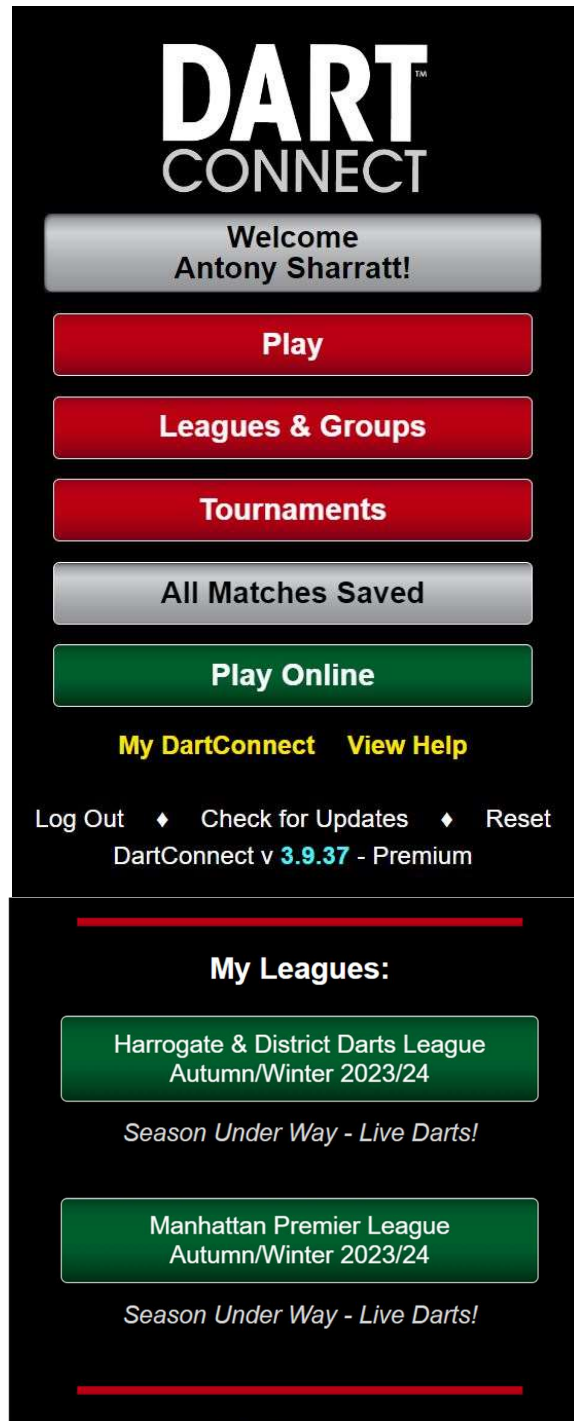


## League Match Set-up Instructions

Login into the scoring app and you'll see this screen, select leagues and group



You'll now see this, select H & DDL

# League Match Set-up Instructions

Now select your match for the evening

The screenshot shows a mobile application interface for 'Division 1'. At the top, it says 'Bilton Batsman Autumn/Winter 2023/24'. Below this are two buttons: 'Check for Updates' (blue) and 'View Schedule Details' (yellow). A section titled 'Match List' contains four match entries, each with a date and time (8:00 PM):

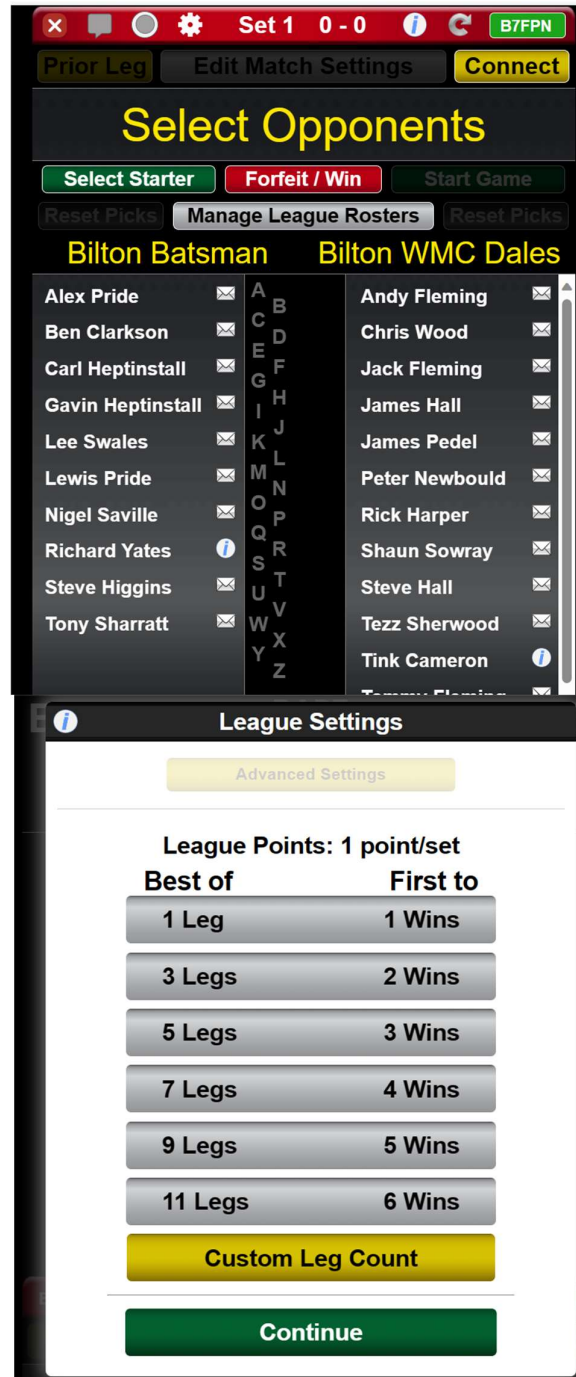
- Match 1: Wednesday 4 October (8:00 PM) - BYE
- Match 2: Wednesday 11 October (8:00 PM) - Bilton Batsman vs Bilton WMC Dales
- Match 3: Wednesday 18 October (8:00 PM) - Manhattan Madhatters vs Bilton Batsman
- Match 4: Wednesday 1 November (8:00 PM) - Bilton Batsman vs Harlow Hill

Below the match list is a 'Confirm!' dialog box. It states 'You have selected:' followed by 'Bilton Batsman vs. Bilton WMC Dales'. At the bottom of the dialog are two buttons: 'OK' (green) and 'Cancel' (red).

Click OK if you have selected the correct match.

# League Match Set-up Instructions

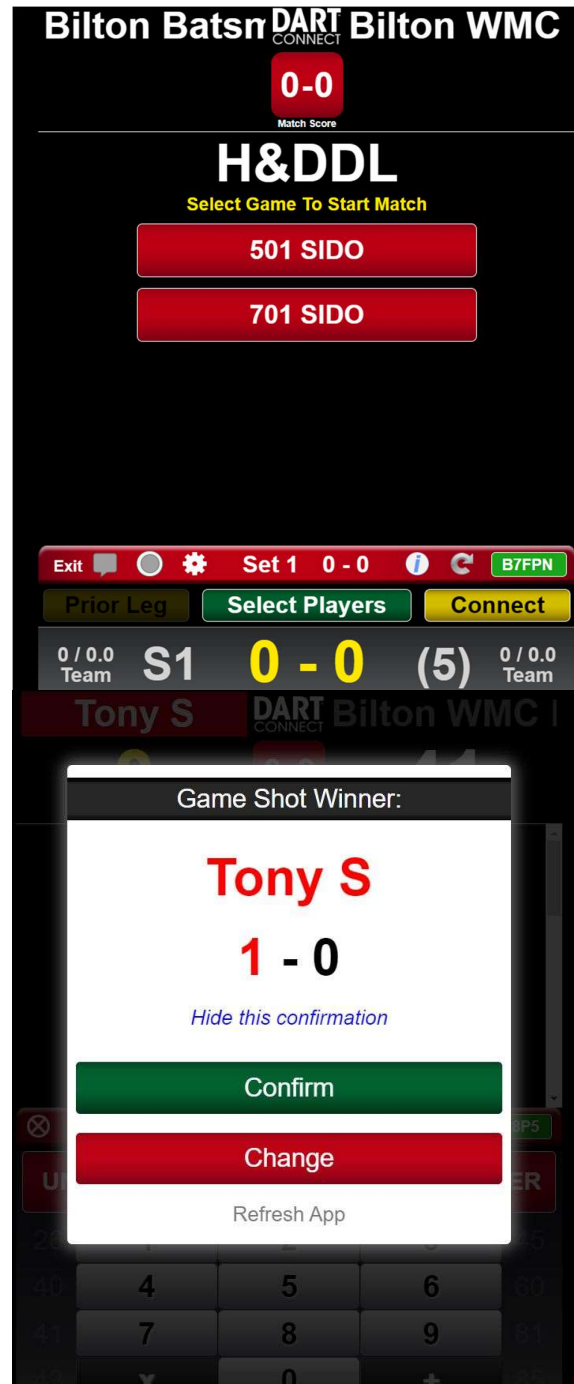
All players eligible to play will be displayed.  
Once the draw for playing position has been done select the first two players (HOME on the LEFT / AWAY on the RIGHT)



Select the format (you have to do this for every set), then Continue, next select the player with the off which will be the AWAY team

## League Match Set-up Instructions

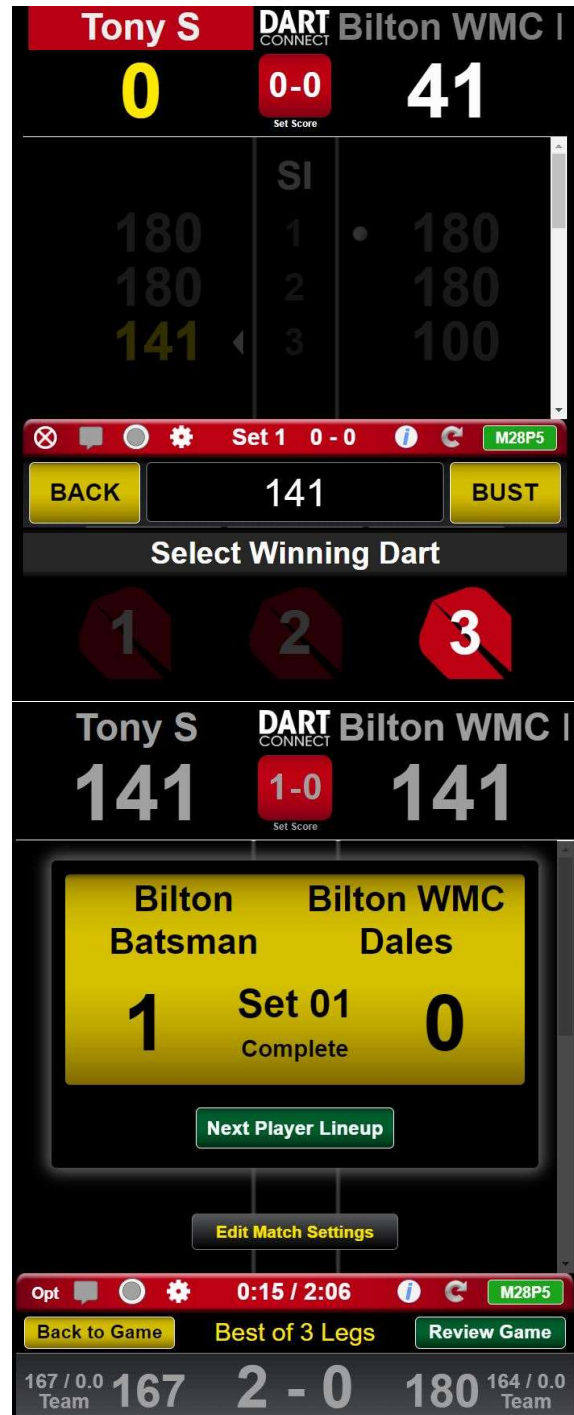
Press 501 SIDO (701 Pairs Div 2 only) and you'll be on the scorer (which I assume you all know how to use by now).



At the end of the leg you see this (I hide this on the first time it's shown and you don't see it again).

## League Match Set-up Instructions

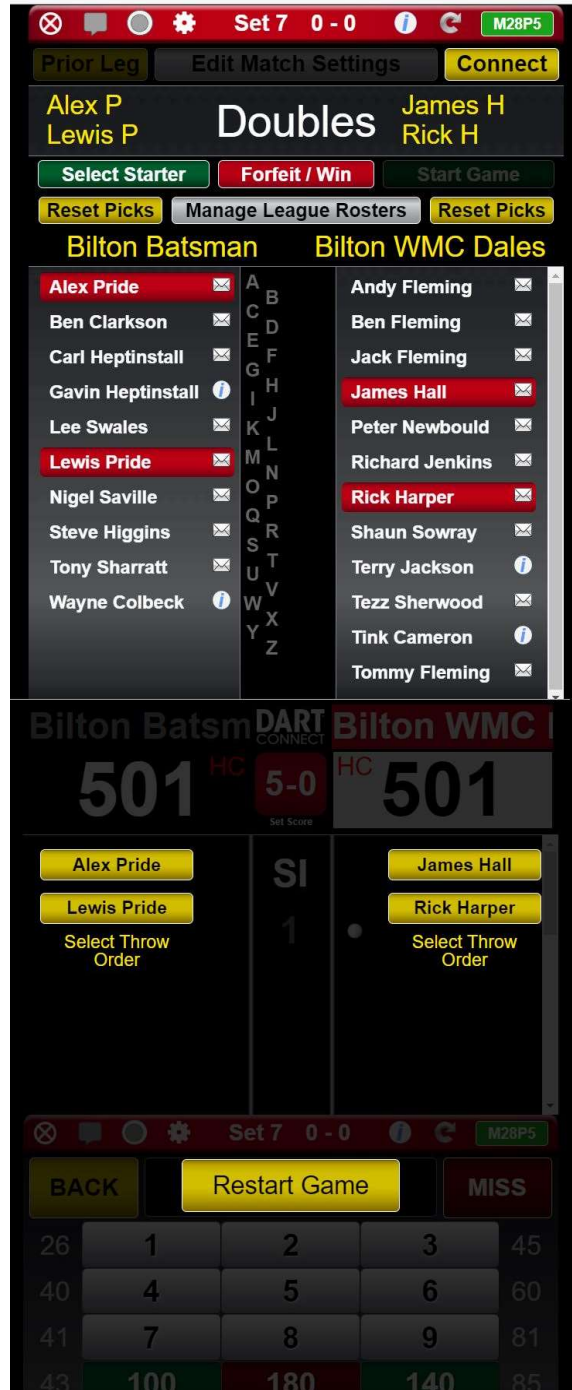
Select the number of darts used to finish and screen will auto refresh for the next leg.



Match ends and you see this, press Next Player Line-up and select the next two players, and so and so forth until all singles have been played.

# League Match Set-up Instructions

Pairs is the same as singles, but you select two players from each side

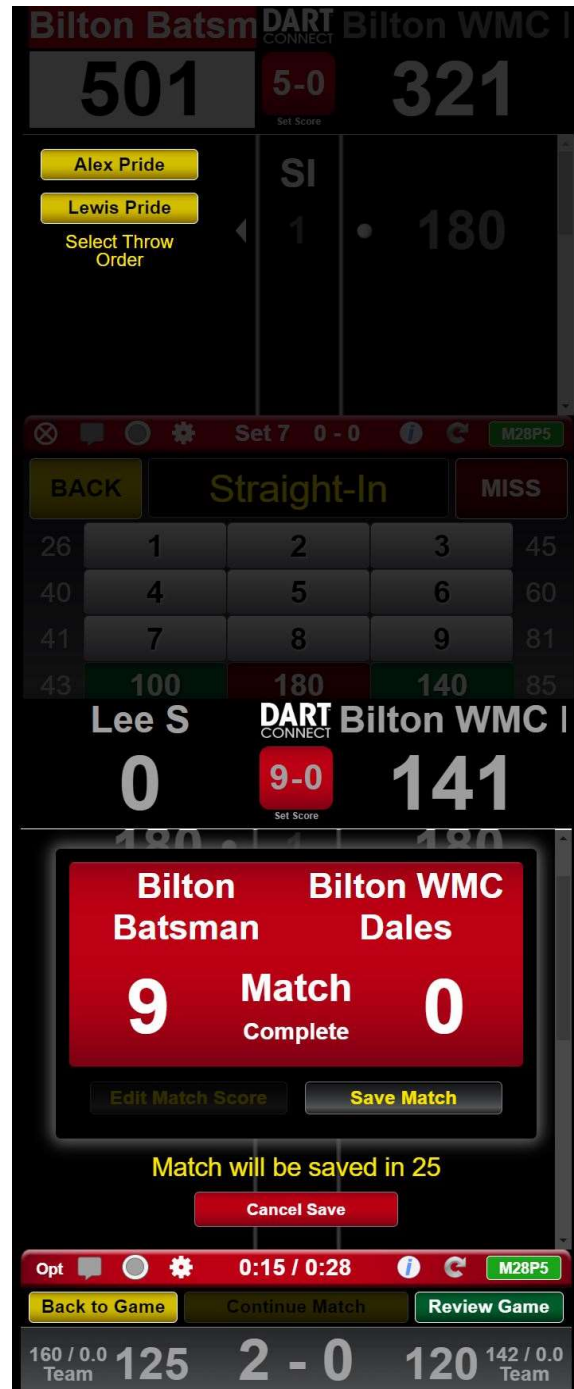


You then have the option to choose the throwing order for recording pairs stats, you do not need to do this until the score has been hit

## League Match Set-up Instructions

And you can enter the first score before confirming the order the throwing order of the other pairing.

Continue through all pairs matches until completed.



After the pairs matches are completed this screen appears, press **SAVE MATCH**, then on the next screen exit